



Märklin

1973 DI

Schutzgebühr DM 1.50

All you want to know at a glance

Märklin mini-club bears the gauge designation Z (6,5 mm = 1/4") Märklin mini-club is DC-operated. Everything carrying the name mini-club is of the renowned Märklin quality and is as hard-wearing, reliable and efficient as any other model railroad made by Märklin.

Mini-club locomotives must be operated only with a Märklin power pack 6711, 6720, 6727 or 6731.

The locomotives are fitted with suppressors, which, in conjunction with the anti-interference elements incorporated in the Märklin power packs 6711, 6720, 6727 or 6731 and the feeder track section 8590, ensure that the Regulations are complied with.


If radio interference should arise during operation, e.g. because the layout is too close to an antenna, or has not been assembled as specified in the instructions, then the interference should be eliminated immediately by moving the layout to some other place or modifying it.

The illustrations of the various locomotives and cars are the same size as the models themselves.

8900

Freight train (without power pack) · Comprising tank locomotive 8800, beer car 8601, box car 8606, low-sided gondola 8610, tank car 8612, 5 straight track sections 8500, 8 curved track sections 8510, feeder track section 8590 and

ramp 8974 · Train 10" long · Interference suppression to comply with regulations




8901

Express train (without power pack) · Comprising diesel locomotive 8875, ex-

press coach 8720, express coach 8721, express diner car 8723, 5 straight track sections 8500, 8 curved track sections 8520, feeder track section 8590 and

ramp 8974 · Train 17 1/2" long · Interference suppression to comply with regulations



8800

Tank locomotive · A model of the 0-6-0 class 89 locomotive · 3 driven axles · Reversing by remote control · Mat black metal body · Die-cast zinc frame · Automatic coupling at each end · 17/8" long over buffers



8864

Diesel locomotive · A model of the German Federal Railways' class 260 0-6-0 locomotive · 3 driven axles · Reversing by remote control · Red metal body · Silver-colored roof · Die-cast zinc frame · Automatic coupling at each end · 2" long over buffers



8875

Diesel locomotive · A model of the German Federal Railways' class 216 4-4 locomotive · All axles driven · Reversing by remote control · Three working headlights at each end, changing over with change in direction · Red and grey plastic body · Die-cast zinc frame ·

Automatic coupling at each end · 3" long over buffers

Ⓛ = 8953



8885

Express locomotive with tender · A model of the Federal German Railways' class 003 4-6-2 locomotive · 3 driven axles · Reversing by remote control · Three working headlights · Mat black metal body · Die-cast zinc frame · Auto-

matic coupling on tender · 4 3/8" long over buffers


Ⓛ = 8953



8803 NEW

Passenger train locomotive with tender · A model of the German Federal Railways class 24 2-6-0 locomotive · 3 driven axles · Reversing by remote control · Arranged for lighting insert 8953 for three headlights · Mat black body · Die-


cast zinc frame · Automatic coupling on tender · 3 1/4" long over buffers



8816 NEW

Railbus · A model of the German Federal Railways' type 798 · Both axles driven · Reversing by remote control · Three working headlights at each end · Red plastic body · Die-cast zinc frame · 2 1/2" long over buffers

Ⓛ = 8953



8817 NEW

8817 NEW

Railbus trailer · A model of the German Federal Railways' type 998 · Arranged for lighting insert 8953 for three headlights · Red plastic body · Plastic frame · 2 1/2" long over buffers

Passenger cars Express cars

8700

Passenger car · Plat-
form and entrance at
each end · Windows
with cellopanes ·
2³/₈" long



8701

Passenger car · Plat-
form and entrance at
each end · Windows
with cellopanes ·
2³/₈" long



8710

Express car · 1st class · A model of the
German Federal Railways' car (A üm) ·
Windows inset in plastic frames ·
4⁷/₈" long



8711

Express car · 2nd class · A model of the
German Federal Railways' car (B üm) ·
Windows inset in plastic frames ·
4⁷/₈" long



8712

Express baggage car · A model of the
German Federal Railways' car (D üm) ·
Windows inset in plastic frames ·
4⁷/₈" long



8713

Express diner car · A model of the
German Federal Railways' car (WR üm) ·
Windows inset in plastic frames ·
4⁷/₈" long



8720

Express car · 1st class · A model of the
German Federal Railways' car (A üm) ·
Windows inset in plastic frames ·
4⁷/₈" long



8721

Express car · 2nd class · A model of the
German Federal Railways' car (B üm) ·
Windows inset in plastic frames ·
4⁷/₈" long



8722

Express baggage car · A model of the
German Federal Railways' car (D üm) ·
Windows inset in plastic frames ·
4⁷/₈" long



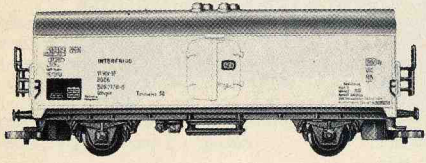
8723

Express diner car · A model of the
German Federal Railways' car (WR üm) ·
Windows inset in plastic frames ·
4⁷/₈" long



8600

Refrigerator car · A model of a German Federal Railways' car (Ichqrs) · 2³/₈" long



8601

Beer car · A model of a car owned by the Dortmunder Union-Brauerei · 2³/₈" long



8602

Beer car · A model of a car owned by "Spatenbräu", Munich · 2³/₈" long




8603 NEW

Beer car · A model of a car owned by the Kulmbacher Mönchshof-Brauerei · 2³/₈" long



8605

Box car · A model of a German Federal Railways' car (Gbrs) · 2³/₈" long



8606

Box car · A model of a German Federal Railways' car (lbbls) · 2³/₈" long



8609 NEW

Freight train baggage car (German Federal Railways' type Dg) · Doors which open on each side · 1⁵/₈" long



8610

Low-sided gondola · 2³/₈" long



8611

Tank car · SHELL · 1⁵/₈" long



8612

Tank car · ESSO · 1⁵/₈" long




8613

Tank car · ARAL · 1⁵/₈" long



8615

Container car · DB · 2³/₈" long



8620 NEW

Depressed center flat car · Loaded with transformer · 6" long



8616

Container car · Sealand · 2³/₈" long



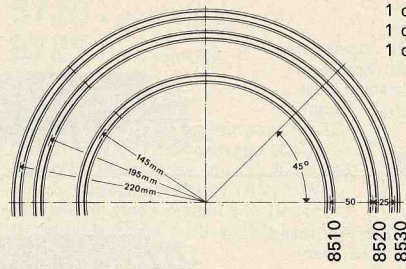
Märklin mini-club can be recognized by the club package with the characteristic teak-wood pattern.



With a gauge of 6.5 mm ($1\frac{1}{16}$ "), the overall width of the track sections for the Märklin mini-club is about 11.5 mm ($1\frac{1}{16}$ "). The overall height is 2.5 mm ($\frac{1}{16}$ "). The solid, corrosion-resistant rails are mounted on a plastic tie strip. The rails are connected together by means of rail joiners, such as are also used on


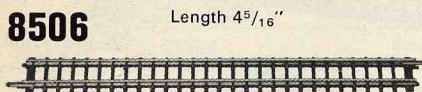
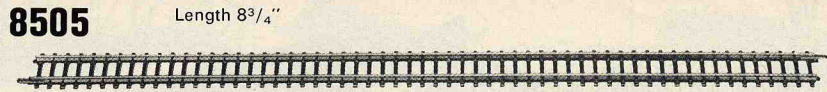
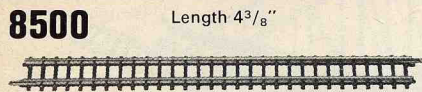
the larger models. An additional clip on the tie strip increases the strength of the track section joints.

This drawing shows the three Märklin mini-club track circles with the radii, track spacing and angles.



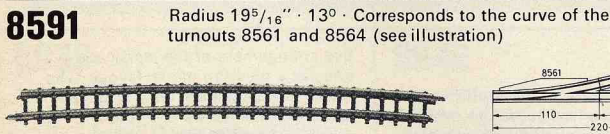
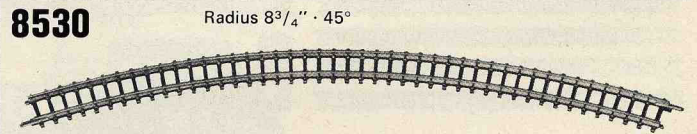






1 circle 8510 = 8 track sections
1 circle 8520 = 8 track sections
1 circle 8530 = 8 track sections

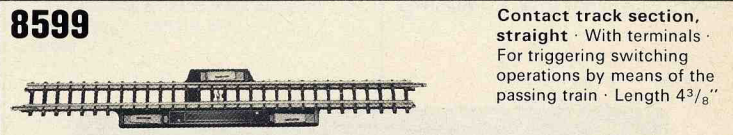
Straight track sections





Curved track sections





ing operations in either direction independently of the other. The control pulses are picked up from two terminals electrically isolated from one another.





The contact track sections 8529, 8539 and 8599 enable solenoid-operated items to be controlled automatically by the passing train. They are actuated by the locomotive and can trigger various switch-



Track section, straight · To make up a length · 4" long extendable to $4\frac{5}{8}$ "




Isolating track section, straight · With terminals · The rail next to the terminals has a break in the middle · Length $4\frac{3}{8}$ "




8561

Pair of solenoid-controlled turnouts · Comprising one right-hand and one left-hand turnout, both with double-solenoid operation · Additional manual lever · Angle 13° · Radius of turnout track 19⁵/₁₆" · Length of straight track 4³/₈"




8564

Pair of manual turnouts · Comprising one right-hand and one left-hand turnout · Operated by hand lever · Angle 13° · Radius of turnout track 19⁵/₁₆" · Length of straight track 4³/₈"



8567 NEW


Pair of solenoid-controlled curved turnouts · Comprising one right-hand and one left-hand inside turnout, both with double-solenoid operation · Additional manual lever · Length and radius of the turnout track as for track section 8521 · Length of the outside track section 5"



8490 NEW


Track extension kit · Contains 1 pair of solenoid operated turnouts 8561, 6 straight track sections 8505, 2 curved

track sections 8591, 1 control panel 7072, 1 distributor panel 7209, 1 brown and 1 yellow lead and instructions for installing the turnouts and extending the layout



8491 NEW


Track extension kit · Contains 1 pair of manual turnouts 8564, 6 straight track sections 8505, 2 curved track sections 8591 and instructions for extending the layout



8910

Märklin mini-club Toporama · The true-to-nature model railroad landscape for an oval track with sidings · 4-color printing on synthetic paper · The printing


shows the track layout with precise subdivisions, roads, paths, lakes and plan views of houses · Tufted grass-covered areas provide a sculptural effect · Size 1'7" x 4'1"



8919

Märklin mini-club track layout pattern · Landscape laid out for an oval track with sidings, printed in 4 colors on strong hard-wearing material · The attrac-

tive arrangement of the landscape ensures a pleasing model layout · The tracks are printed on, with roads, paths, lakes and plan views of houses · Size 1'1³/₄" x 3'3¹/₂"



A few examples of track layouts

Further suggestions are given in the Märklin mini-club Guide.

Fig. 1

1'6" x 1'1¹/₂"

- 1 — 8500
- 8 — 8510
- 1 — 8590

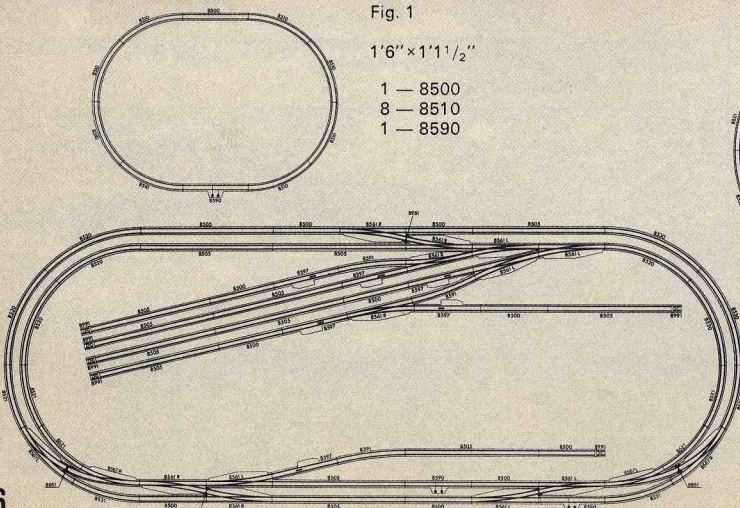


Fig. 2

3'5" x 1'7¹/₂"

- 2 — 8500
- 8 — 8505
- 4 — 8520
- 6 — 8521
- 4 — 8530
- 2 — 8531
- 2 — 8567
- 2 — 8590
- 1 — 8951

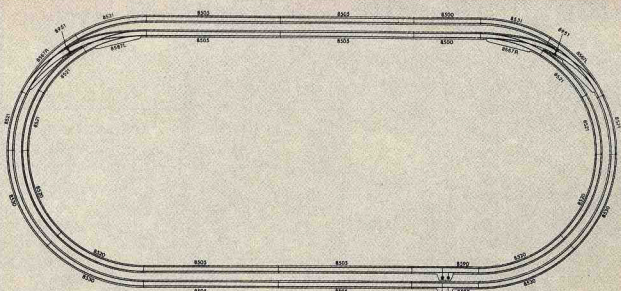


Fig. 3

4'2" x 1'7¹/₂"

- 10 — 8500
- 14 — 8505
- 4 — 8520
- 6 — 8521
- 4 — 8530
- 2 — 8531
- 6 — 8561
- 2 — 8567
- 2 — 8590
- 3 — 8591
- 6 — 8597
- 1 — 8951
- 6 — 8991