


Märklin



1974 E

Train sets

**All you want to know
at a glance**

The illustrations of the various individual locomotives and cars are the same size as the models themselves.

Märklin mini-club bears the gauge designation Z (6.5 mm = 1/164"). Märklin mini-club is DC operated. Everything carrying the name mini-club is of the renowned Märklin quality and is as hard-wearing, reliable and efficient as any other model railroad made by Märklin.

The locomotives are fitted with suppressors, which together with the anti-interference elements incorporated in the Märklin power packs 6711 and 6720-6731 and the feeder track section 8590, ensure that the Regulations are complied with.


Mini-club locomotives must be operated only with a Märklin power pack 6711 or 6720-6731 (max. track voltage 8 V).

8900

Freight train (without power pack) · Comprising tank locomotive 8800, beer car 8601, boxcar 8606, low-side gondola 8610, tank car 8612, 5 straight track sections 8500, 8 curved track sections 8510, feeder



track section 8590 and ramp 8974 · Train 10" long



8901

Express train (without power pack) · Comprising diesel locomotive 8875,

express car 8720, express car 8721, express diner car 8723, 5 straight track sections 8500, 8 curved track sections 8520, feeder track section


8590 and ramp 8974 · Train 17½" long

8909

Freight train with 220 volt power pack · Comprising tank locomotive 8800, banana car 8606, low sided gondola 8610, 1 straight track section 8500, 4 curved track sections 8520, 6 curved track sections 8521, 1 feeder track section 8590 and



power pack for 220 volts · Train 6¼" long



Märklin mini-club freight train in the club package with characteristic wood grain pattern.



Märklin mini-club express train in the club package with characteristic wood grain pattern.




...makes every model railroader enthusiastic

Märklin
mini-club

Locomotives

8800

Tank locomotive · A model of the 0-6-0 Class 89 locomotive · 3 driven axles · Reversing by remote control · Mat black metal body · Die cast zinc frame · Automatic coupling at each end · 1 3/4" long over buffers



8864

Diesel locomotive · A model of the German Federal Railways' Class 260 0-6-0 locomotive · 3 driven axles · Reversing by remote control · Red metal body · Silver-colored roof · Die cast zinc frame · Automatic coupling





at each end · 2" long over buffers

8803

Passenger train locomotive with tender · A model of the German Federal Railways' Class 24 2-6-0 locomotive · 3 driven axles · Reversing by remote control ·

Arranged for lighting insert 8953 for three headlights · Mat black metal body · Die cast zinc frame · Automatic coupling on tender · 3 1/4" long over buffers



8885

Express locomotive with tender · A model of the German Federal Railways' Class 003 4-6-2 locomotive · 3 driven axles · Reversing by remote control · Three working headlights · Mat black metal body · Die cast zinc frame · Automatic

coupling on tender · 4 3/8" long over buffers

Ⓚ = 8953

8854


Electric express locomotive · A model of the German Federal Railways' Class 103 0-6-6-0 locomotive · Both bogies driven · Reversing by remote control · 3 working headlights at each end with automatic changeover on change of direction · Plastic body in the TEE colors beige and red ·

Aluminium colored roof superstructure · Die cast zinc frame · End windows inserted in plastic frames · 2 spring-loaded pantographs on roof · Switch for selecting operation from the overhead line or the track contacts · Automatic coupling at each end · 3 1/2" long over buffers

Ⓚ = 8953



8854 will be available from the beginning of 1975.



8875

Diesel locomotive · A model of the German Federal Railways' Class 216 4-4 locomotive · All axles driven · Reversing by remote control · Three working headlights at each end with automatic changeover on change of

direction · Red and grey plastic body · Die cast zinc frame · Automatic coupling at each end · 3" long over buffers


Ⓚ = 8953

8816

Railbus · A model of the German Federal Railways' type 798 · Both axles driven · Reversing by remote control ·

Three working headlights at each end · Red plastic body · Die cast zinc frame · 2 1/2" long over buffers

Ⓚ = 8953



8817

Railbus trailer · A model of the German Federal Railways' type 998 · Three working headlights at each end · Red plastic body · Die cast zinc frame · 2 1/2" long over buffers

Ⓚ = 8953

Märklin mini-club locomotives are sold boxed. The Märklin mini-club can be recognised by the club package with the characteristic wood grain pattern.



Express cars Passenger cars

8710

Express car · 1st class · A model of the German Federal Railways' car (A üm) · Windows inset in plastic frames · 4 7/8" long



8711

Express car · 2nd class · A model of the German Federal Railways' car (B üm) · Windows inset in plastic frames · 4 7/8" long



8712

Express baggage car · A model of the German Federal Railways' car (D üm) · Windows inset in plastic frames · 4 7/8" long



8713

Express diner car · A model of the German Federal Railways' car (WR üm) · Windows inset in plastic frames · 4 7/8" long



8720

Express car · 1st class · A model of the German Federal Railways' car (A üm) · Windows inset in plastic frames · 4 7/8" long



8721

Express car · 2nd class · A model of the German Federal Railways' car (B üm) · Windows inset in plastic frames · 4 7/8" long



8722

Express baggage car · A model of the German Federal Railways' car (D üm) · Windows inset in plastic frames · 4 7/8" long




8723

Express diner car · A model of the German Federal Railways' car (WR üm) · Windows inset in plastic frames · 4 7/8" long




8700

Passenger car · Platform and entrance at each end · Windows with cellophane plastic panes · 2 3/8" long

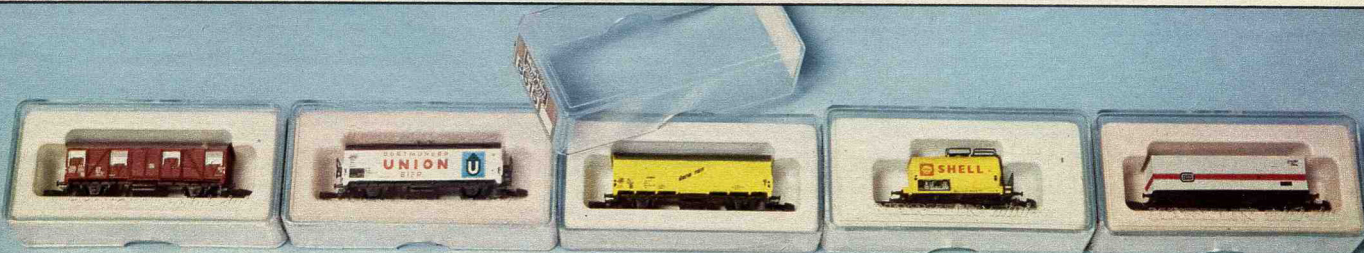


8701

Passenger car · Platform and entrance at each end · Windows with cellophane plastic panes · 2 3/8" long



Märklin mini-club railroad cars (passenger, express and freight cars) come in transport packs. You can see at once what you want to buy. Make sure that the "Märklin mini-club" brand name is on the box.



...that is why it is so fascinating

Märklin
mini-club

TEE cars **Freight cars**

NEW



8724
TEE compartment car · 1st class · A model of the German Federal Railways' car (Avm) · Windows inset in plastic frames · 4 7/8" long

NEW




8725
TEE open-interior car · 1st class · A model of the German Federal Railways' car (Apm) · Windows inset in plastic frames · 4 7/8" long

NEW



8726
TEE diner car · A model of the German Federal Railways' car (WRm) · Windows inset in plastic frames · 4 7/8" long



8600
Refrigerator car · A model of a German Federal Railways' car (Ichqrs) · 2 1/2" long




8601
Beer car · A model of a car owned by the Dortmund Union Brewery · 2 1/2" long




8602
Beer car · A model of a car owned by the "Spatenbräu" Munich brewery · 2 1/2" long



8603
Beer car · A model of a car owned by the Kulmbacher Mönchshof Brewery · 2 1/2" long



8605
Box car · A model of the German Federal Railways' car (Gbrs) · 2 1/2" long



8606
Box car · A model of the German Federal Railways' car (lbbbs) · 2 1/2" long



8609
Freight train baggage car (German Federal Railways' type Dg) · Doors which open on each side · 1 1/2" long



8610
Low-sided gondola · 2 1/2" long




8611
Tank car · SHELL · 1 1/2" long



8612
Tank car · ESSO · 1 1/2" long



8613
Tank car · ARAL · 1 1/2" long




8615
Container car · DB · 2 1/2" long



8616
Container car · Sealand · 2 1/2" long

NEW



8622
Open freight car · A model of the German Federal Railways' type Omm 52 · 2 1/2" long

8620
Depressed center flat car · Loaded with transformer · 6" long



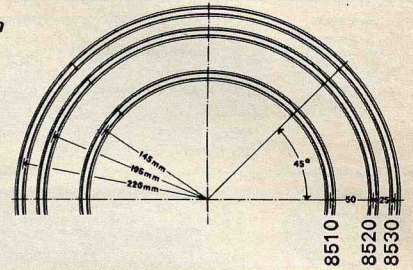
Track sections

With a gauge of 6.5 mm (17/64"), the overall width of the track sections for the Märklin mini-club is about 11.5 mm (7/16"). The overall height is 2.5 mm (1/10"). The solid, corrosion-resistant rails are mounted on a plastic tie strip. The rails are


connected together by means of rail joiners, such as are used on the larger models. An additional clip on the tie strip increases the strength of the tie section joints.


This drawing shows the 3 Märklin mini-club track circles with the radii, track spacing and angles.

- 1 circle 8510 = 8 track sections
- 1 circle 8520 = 8 track sections
- 1 circle 8530 = 8 track sections





Straight track sections


8500  Length 4 3/8"

8504  Length 1"





8505  Length 8 3/4"


8506  Length 4 5/16"


8507  Length 4 7/16"


Curved track sections


8510  Radius 5 1/4" · 45°


8530  Radius 8 3/4" · 45°

8520  Radius 7 3/4" · 45°


8531  Radius 8 3/4" · 30°

8521  Radius 7 3/4" · 30°

8591  Radius 19 5/16" · 13° · Corresponds to the curve of the turnouts 8561 and 8564 (see illustration)



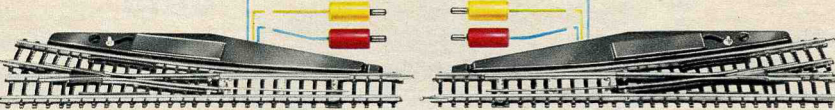
Crossing and turnouts


8559 

Crossing · Angle 13° · Length of track sections 4 7/16"

Pair of solenoid-controlled turnouts · Comprising one right-hand and one left-hand turnout, each with double-solenoid operation ·


Additional manual lever · Angle 13° · Radius of turnout track 19 5/16" · Length of straight track 4 3/8"

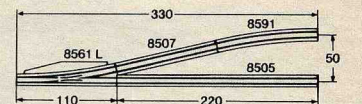
8561 



Pair of manual turnouts · Comprising one right-hand and one left-hand turnout · Operated by hand

lever · Angle 13° · Radius of turnout track 19 5/16" · Length of straight track 4 3/8"


8564 

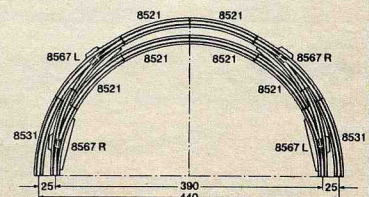


Pair of solenoid-controlled curved turnouts · Comprising one right-hand and one left-hand curved

inside turnout, both with double-solenoid operation · Additional manual lever · Length and radius of

the turnout track as for track section 8521 · Length of outside track section 5"

8567 



Track sections

Tracks with special functions

Track section, straight · To make up a length · 4" long, extendable to 4 3/4"




8592



Feeder track section straight · With suppressor · 2 terminal for

connecting the leads supplied with it · Length 4 3/4"


8590



Uncoupling track section · For uncoupling automatic couplings · Uncoupling ramp operated either

through the built-in solenoid by remote control, or by hand lever · Length 4 3/4"


8597



Isolating track section, straight · With terminals · The rail next to the

terminals has a break in the middle · Length 4 3/4"

8598



Contact track section, straight · With terminals · For triggering switch-

ing operations by means of the passing train · Length 4 3/4"

8599



Contact track section, curved · With terminals · For triggering switch-

ing operations by means of passing trains · Radius 7 1/4" · 30°

8529



Contact track section, curved · Construction and operation as for 8529, but with radius of 8 3/4" · 30°

8539



The contact track section 8529, 8539 and 8599 enable solenoid-operated items to be controlled automatically by the passing train. They are actuated by the locomotive and can trigger

various switching operations in either direction independently of the other. The control pulses are picked up from two terminals electrically isolated from one another.

Track accessories

Pack of 10 isolating clips · Made of plastic · For electrical isolation of track sections

8951



Buffer · Clips on to rails · Black · Buffer beam, white with red stripes · Length 5/8"


8991



Loop set · Comprising 3 track sections to be joined one to another as

shown by their markings, and 1 track section 8504 · Permits travel on loops

8993




Track fixing nails · 1/4" long · Pack of 100 nails

8999

NEW

Track extension kit · Contains 1 pair of solenoid-operated turnouts 8561, 6 straight track sections 8505, 2 curved track sections 8591, 1 control


8490



panel 7072, 1 distributor panel 7209, 1 yellow and 1 brown lead and instructions for installing the turnout and extending the layout

Track extension kit · Contains 1 pair of manual turnouts 8564, 6 straight track sections 8505, 2 curved track

8491



sections 8591 and instructions for extending the layout

Märklin mini-club Toporama · The true-to-nature model railroad landscape for an oval track with sidings · 4-color printing on synthetic paper · The printing shows the track

8910

layout with precise sub-divisions, roads, paths, lakes and plan views of houses · Tufted grass-covered areas gives an effect of relief · Size 1'7" x 4'1"

Märklin mini-club track layout pattern · Landscape laid out for an oval track with sidings, printed in 4 colors on a strong hard-wearing material · The attractive arrangement

8919

of the landscape ensures a pleasing model layout · The tracks are printed on, with roads, paths, lakes and plan views of houses · Size 1'1 1/4" x 3'3 1/2"

