

märklin

1976 E




All you want to know at a glance:

Märklin mini-club has the gauge designation Z (6.5 mm). Märklin mini-club is powered by direct current. Everything carrying the name mini-club is of proven Märklin quality and is as strong, durable and effective as all the other Märklin railroads.

The locomotives are fitted with radio interference suppressors. In conjunction with the suppressors built-in the Märklin power packs 6711 and 6720–6731 and in the feeder track section 8590, these ensure that suppression standards are complied with.

Mini-club locomotives should only be operated with Märklin power pack 6711 or 6720–6731 (max. traction voltage 8 V) or with a power pack included in the gift sets.

- 8905 S** 100 Volt Japan
- 8907 S** 110 Volt USA
- 8908 S** 240 Volt Australia
- 8909 S** 220 Volt



Freight train with power pack · With tank locomotive 8800, banana car 8606, low sided car 8610, 1 straight track section

8500, 4 curved track sections 8520, 6 curved track sections 8521, feeder track section 8590 and power pack · Length of train 160 mm

The power pack included with this set is not available separately.



8902 S

Express train (without power pack)
With diesel locomotive 8875, express coach 8720, express coach 8721, express dining car 8723, 1 straight track section

8500, 4 curved track sections 8520, 6 curved track sections 8521, feeder track section 8590 and re-railing ramp 8974 · Length of train 445 mm

For train sets 8905–8909 and 8902 we recommend Märklin mini-club SET, the extension program teaching to the ideal mini-club layout (see pages 65–68).

Märklin mini-club cars come in transparent packs. Make sure that the brand name "Märklin mini-club" appears on the pack.




Märklin mini-club train sets and locomotives can be recognised by the characteristic club packs with their wood grain pattern.



8800

Tank locomotive · A model of the 0-6-0 class 89 locomotive · 3 driven axles · Remote control for forward and reverse drive · Mat black metal body · Die cast zinc frame · Automatic coupling at each end · Length over buffers 45 mm



The illustrations of locomotives are actual size.

8864


Diesel locomotive · A model of the German Federal Railways' 0-6-0 class 260 locomotive · 3 driven axles · Remote control for forward and reverse drive · Red metal body · Silver-colored roof · Die cast zinc frame · Automatic coupling at each end · Length over buffers 49 mm



8895 new


Tank locomotive · A model of the German Federal Railways' 2-6-0 class 74 locomotive · 3 driven axles · Remote control for forward and reverse drive · Three working headlights · Mat black metal body · Die cast zinc frame · Hook coupling in front · Automatic coupling at rear end · Length over buffers 55 mm

☞ = 8953



8803


Passenger train locomotive with tender · A model of the German Federal Railways' 2-6-0 class 24 locomotive · 3 driven axles · Remote control for forward and reverse drive · Capable of taking the lighting set 8953 for three headlights · Mat black metal body · Die cast zinc frame · Automatic coupling on the tender · Length over buffers 82 mm



8885

Express train locomotive with tender · A model of the German Federal Railways' 4-6-2 class 003 locomotive · 3 driven axles · Remote control for forward and reverse drive · Three working headlights · Mat black metal body · Die cast zinc frame · Automatic coupling on the tender · Length over buffers 112 mm


☞ = 8953



8827

Freight train locomotive with tender · A model of the German Federal Railways' 2-8-2 class 41 locomotive · 4 driven axles · Remote control for forward and reverse drive · Three working headlights · Mat black metal body · Die cast zinc frame · Automatic coupling on the tender · Length over buffers 112 mm

☞ = 8953



8854

Electric express locomotive · A model of the German Federal Railways' C-C class 103 locomotive · Both trucks driven · Remote control for forward and reverse drive · Three working headlights at each end, changing over with change in direction · Plastic body in the TEE colors beige and red · Roof aluminum-colored · Windows inset in plastic

frames · 2 spring-loaded pantographs on roof · Changeover switch for selecting power supply by overhead line or from the track · Die cast zinc frame · Automatic coupling at each end · Length over buffers 88 mm

⊙ = 8953




8858 new

Electric freight train locomotive · A model of the German Federal Railways' C-C class 151 locomotive · Both trucks driven · Remote control for forward and reverse drive · Three working headlights at each end, changing over with change of direction · Plastic body in turquoise and beige · Windows inset in plastic frames · 2 spring-loaded pantographs on

roof · Changeover switch for selecting power supply by overhead line or from the track · Die cast zinc frame · Automatic coupling at each end · Length over buffers 88 mm

⊙ = 8953



8857

Electric freight train locomotive · A model of the German Federal Railways' C-C class 151 locomotive · Both trucks driven · Remote control for forward and reverse drive · Three working headlights at each end, changing over with change of direction · Green plastic body · Windows inset in plastic frames · 2 spring-loaded pantographs on roof ·

Changeover switch for selecting power supply by overhead line or from the track · Die cast zinc frame · Automatic coupling at each end · Length over buffers 88 mm

⊙ = 8953




8874 new

Diesel locomotive · A model of the German Federal Railways' B-B class 216 locomotive · All axles driven · Remote control for forward and reverse drive · Three working headlights at each end, changing over with change of direction · Plastic body in turquoise and beige · Die cast zinc frame · Automatic coupling at

each end · Length over buffers 75 mm


⊙ = 8953



8875

Diesel locomotive · A model of the German Federal Railways' B-B class 216 locomotive · All axles driven · Remote control for forward and reverse drive · Three working headlights at each end, changing over with change of direction · Plastic body in red and gray · Die cast zinc frame · Automatic coupling at each end · Length over buffers 75 mm


⊙ = 8953



8816

Railbus · A model of the German Federal Railways' type 798 · Both axles driven · Remote control for forward and reverse drive · Three working headlights at each end · Red plastic body · Die cast zinc frame · Length over buffers 62 mm

⊙ = 8953



8817

If the train includes more than one trailer, a further motorized unit must be used.

Trailer for railbus · A model of the German Federal Railways' type 998 · Three

working headlights at each end · Red plastic body · Length over buffers 62 mm

⊙ = 8953

Express coaches
Local passenger service coaches

8710

Express coach · 1st class · A model of the German Federal Railways' type A üm · Windows inset in plastic frames · Length 120 mm



8711

Express coach · 2nd class · A model of the German Federal Railways' type B üm · Windows inset in plastic frames · Length 120 mm




8712

Express luggage car · A model of the German Federal Railways' D üm · Windows inset in plastic frames · Length 120 mm



8713

Express dining car · A model of the German Federal Railways' type WR üm · Windows inset in plastic frames · Length 120 mm



8720

Express coach · 1st class · A model of the German Federal Railways' type A üm · Windows inset in plastic frames · Length 120 mm



8721

Express coach · 2nd class · A model of the German Federal Railways' type B üm · Windows inset in plastic frames · Length 120 mm



8722

Express luggage car · A model of the German Federal Railways' type D üm · Windows inset in plastic frames · Length 120 mm




8723

Express dining car · A model of the German Federal Railways' type WR üm · Windows inset in plastic frames · Length 120 mm




8716 new

Local passenger service coach · 2nd class · A model of the German Federal Railways' type Bnb · Car body stainless steel-colored with peacock's-eye pattern · Windows inset in plastic frames · Length 120 mm



8717 new

Local passenger service coach · 1st and 2nd class · A model of the German Federal Railways' type ABnb · Car body stainless steel-colored with peacock's-eye pattern · Windows inset in plastic frames · Length 120 mm




TEE coaches

Secondary line passenger coaches


8724

TEE compartment coach · 1st class · A model of the German Federal Railways' type Avm · Windows inset in plastic frames · Length 120 mm




8725

TEE open-interior coach · 1st class · A model of the German Federal Railways' type Apm · Windows inset in plastic frames · Length 120 mm




8726

TEE dining car · A model of the German Federal Railways' type WRm · Windows inset in plastic frames · Length 120 mm





8728

TEE dome car · 1st class · A model of the German Federal Railways' type (ADm) · Windows inset in plastic frames · Transparent plastic observation dome · Length 120 mm



8714 ^{new}

Automobile rack car · A model of the German Federal Railways type DDm 915 · With 8 miniature automobiles aboard · Length 120 mm



8700

Secondary line passenger coach · Platform and entrance at each end · Windows with "Cellon" panes · Length 60 mm

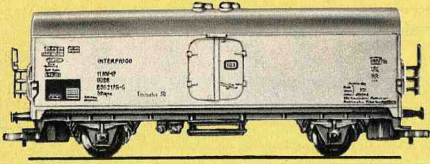


8701

Secondary line passenger coach · Platform and entrance at each end · Windows with "Cellon" panes · Length 60 mm



The illustrations of cars on pages 72 and 73 are actual size.



8600

Refrigerator car · A model of the German Federal Railways' type lchqrs · Length 54 mm



8601

Beer car · A model of a car owned by the Dortmunder Union Brewery · Length 54 mm




8602

Beer car · A model of a car owned by the "Spatenbräu" Brewery, Munich · Length 54 mm




8603

Beer car · A model of a car owned by the Kulmbacher Mönchshof Brewery · Length 54 mm



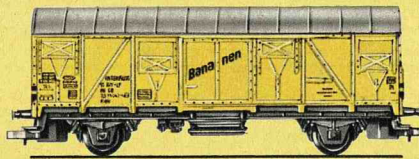
8604

Beer car · A model of a car owned by the Kulmbacher Reichelbräu Brewery · Length 54 mm




8605

Box car · A model of the German Federal Railways' type Gbrs · Length 54 mm




8606

Box car · A model of the German Federal Railways' type lbbbs · Length 54 mm



8609

Freight train baggage car · A model of the German Federal Railways' type Dg · Doors on both sides which open · Length 40 mm



8610

Low-sided car · Length 54 mm



8611

Tank car · SHELL · Length 40 mm




8612

Tank car · ESSO · Length 40 mm



8613

Tank car · ARAL · Length 40 mm




8615

Container car · German Federal Railways · Length 54 mm



8616

Container car · SEALAND · Length 54 mm




8622

Open freight car · A model of the German Federal Railways' type Omm 52 · Length 54 mm



8619 **new**

Lumber car in 2 parts · Loaded with sawn lumber · Length 93 mm



The illustrations of freight cars on pages 74 and 75 are actual size.

8620

Well car · Loaded with transformer · Length 154 mm



8621

Crane car with revolving crane, movable boom and boom support · Crane hook can be raised and lowered by hand crank · Length of underframe 35 mm · (Low-sided car 8610 is not included in the price, but is recommended for use when moving the crane car)

